

Achilles

CLEAR PVC CARE & MAINTENANCE

STEP 1



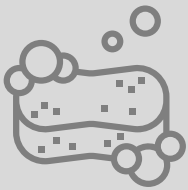
Remove grit

To avoid scratching the Achilles clear blinds, first hose down the blinds to remove any grit that may scratch the blind during washing.

AVOID

The use of harsh chemicals for cleaning should be avoided, as these can scratch the surface or attack the material. Do not use solvents or chemical cleaners. Do not expose sheets to abrasion. The surface can be scratched by rubbing with a coarse cloth.

STEP 2




Clean

Specifically formulated for Clear PVC blinds, Swiftee shines and restores clarity to Clear PVC blinds. In a bucket with water, mix the Swiftee concentrate according to the instructions. If you're unable to use Swiftee, a diluted solution of mild soap and warm water is sufficient. Use a sponge, squeegee or soft-bristle brush to clean the blinds.




STEP 3



Dry

For a streak-free finish, hose down the blinds after cleaning and allow them to air dry.



STEP 4



Protect & polish

After cleaning and drying the blinds, apply Vuplex polish according to the instructions. Vuplex polish creates a thin protective layer that makes the plastic resistant to debris, oil, scratches and yellowing. It also makes fine scratches less visible. Water and other contaminants are repelled from the surface giving added protection. The anti-static properties help to repel dust and abrasive materials. Vuplex should be applied approximately every 3 months.

